

CLIFFSIDE PARK, NJ



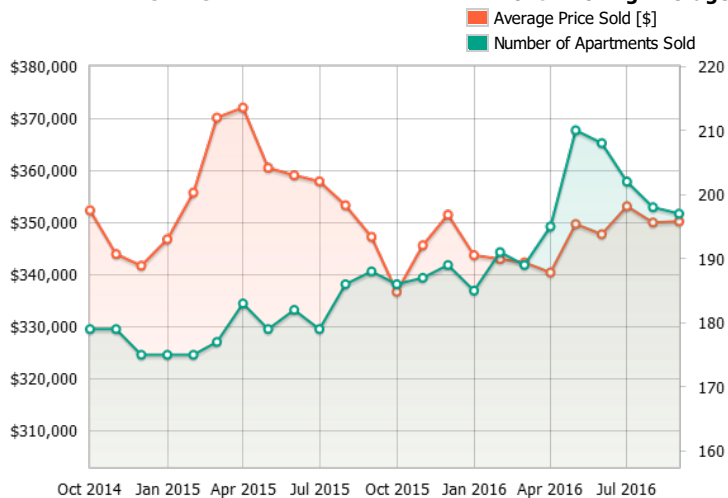
CLIFFSIDE PARK REAL ESTATE

SINGLE FAMILY HOME MARKET	TOWN STATS
Average Price* (12mo): \$427,544	Population: 23,594
Homes Sold* (12mo): 41	Total Housing Units: 10,665
Single Family Homes: 6,470	General Tax Rate (2015): 2.275%
Apartment Market	
Average Price* (12mo): \$350,199	
Apartments Sold* (12mo): 197	



APARTMENT SALES

12 Month Moving Average



Source: US Census 2010, NJ MLS

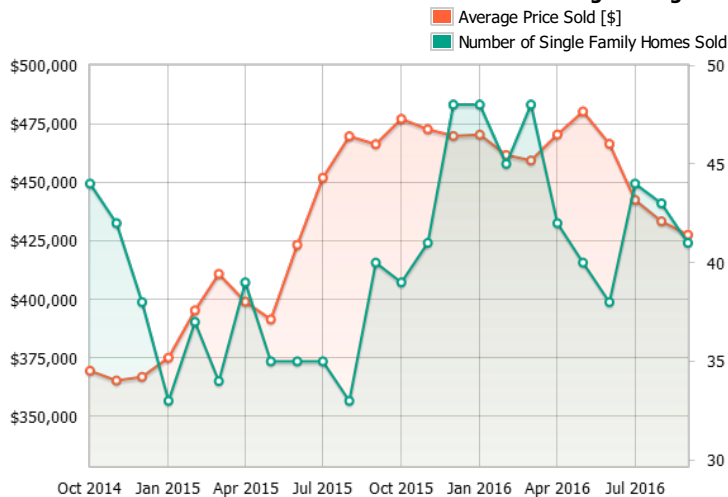
FEATURED LISTINGS



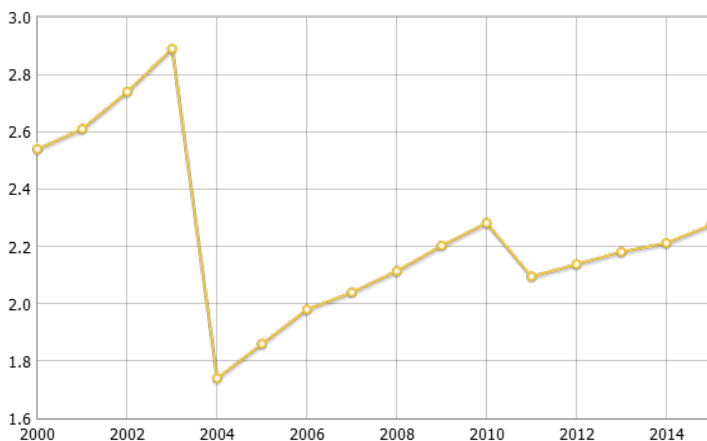
Haworth, NJ
 EXCEPTIONAL HOME PERFECT FOR A FAMILY AND OUTDOOR ENTERTAINING WITH FOUR BE...
\$748,888

SINGLE FAMILY HOME SALES

12 Month Moving Average



GENERAL TAX RATE



CLIFFSIDE PARK SCHOOLS

Cliffside Park E L C 525 Palisade Ave, Cliffside Park, NJ 07010	Public - Grade: PK - KG Tel: 201-313-2307	Apple Montessori School 600 Gorge Rd, Cliffside Park, NJ 07010	Private - Grade: PK - KG Tel: 201-840-1703
Children's Home Montessori School 777 Anderson Ave, Cliffside Park, NJ 07010	Private - Grade: PK - 4 Tel: 201-941-6565	Number 4 Columbia Ave, Cliffside Park, NJ 07010	Public - Grade: 1 - 6 Tel: 201-313-2340
Number 5 Day Ave, Cliffside Park, NJ 07010	Public - Grade: 1 - 6 Tel: 201-313-2350	Number 6 Oakdene Ave, Cliffside Park, NJ 07010	Public - Grade: 1 - 8 Tel: 201-313-2360
Cliffside Park High Palisade & Riverview Aves, Cliffside Park, NJ 07010	Public - Grade: 9 - 12 Tel: 201-313-2370	Number 3 Park & Palisade Aves, Cliffside Park, NJ 07010	Public - Grade: 1 - 6 Tel: 201-313-2330

CLIFFSIDE PARK LIBRARIES

Cliffside Park Free Public Library 505 Palisade Ave, Cliffside Park, NJ 07010	Tel: 201-945-2867
---	-------------------

Source: National Center for Education Statistics

Average Price reflects the average price of single family homes sold in particular town. It is calculated based on the twelve month moving average (geometric mean).

General Tax Rate is used to determine the amount of real estate tax levied upon a particular property. This rate is used to compute the tax bill.

Effective Tax Rate is used to compare of one district to another district based on the assumption that all districts are at 100% valuation. This rate has been computed by the State of New Jersey Department of the Treasury using County Equalization Average Ratios. This rate is NOT to be used to compute the tax bill.

Homes Sold is the number of single family homes sold in a particular district in the past 12 month period.

Data Source: US Census 2010, NJ MLS, State of New Jersey Department of the Treasury